

## INCH PITCH TOOTH SYNCHRONOUS TIMING BELTS

### PRODUCT DESCRIPTION

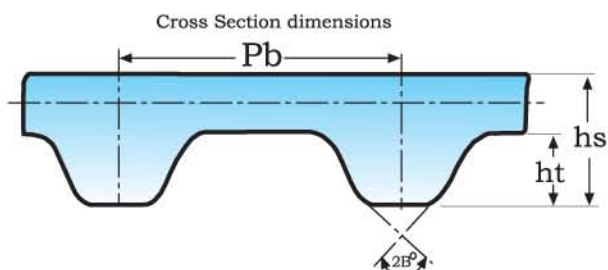
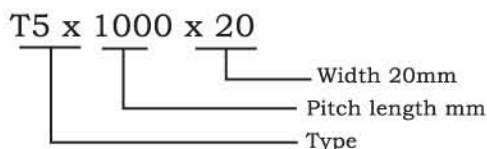
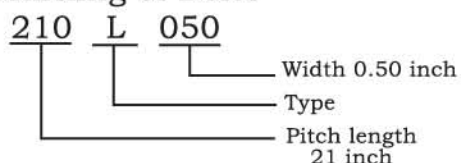
#### T Type Tooth Neoprene Timing belts:

The extra highly flexible neoprene backing provides excellent abrasion and wear resistance, important if power is transmitted from the back of the belt. Backing also guards the tensile cords against oil, grease, dirt and moisture. These belts constructed with fiberglass tensile cords which guarantee dimensional stability to eliminate take up adjustments. Teeth are formed nicely and correctly, oil and heat resistant neoprene teeth have a shear resistance equal to the tensile strength of the belt. Tooth design and tight manufacturing tolerances provide a constant circular pitch to assure full surface contact between belt and pulley for good running characteristics.



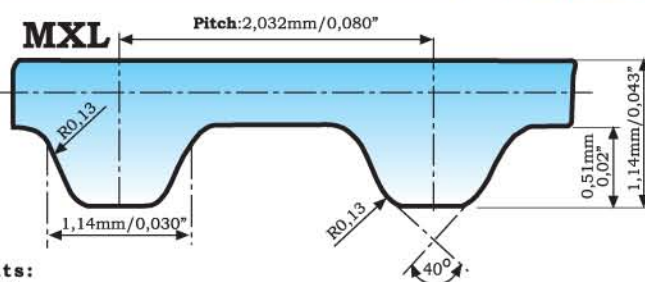
**D&D SYNCHRO POWER\*DRIVE  
T-TYPE TIMING BELTS Cross Section dimensions**

#### Marking of Belts



Section T-Type	Pb (mm)	Pb (in)	hs (mm)	hs (in)	ht (mm)	ht (in)
<b>MXL</b>	2.032	0.080	1.14	0.045	0.51	0.020
<b>XXL</b>	3.175	0.1250	1.52	0.060	0.76	0.030
<b>XL</b>	5.08	0.200	2.30	0.090	1.27	0.050
<b>L</b>	9.525	0.375	3.60	0.140	1.91	0.075
<b>H</b>	12.70	0.500	4.30	0.170	2.29	0.090
<b>XH</b>	22.225	0.875	11.20	0.440	6.35	0.250
<b>XXH</b>	31.750	1.250	15.70	0.620	9.35	0.375
<b>T2.5</b>	2.5		1.30		0.7	
<b>T5</b>	5		2.20		1.20	
<b>T10</b>	10		4.50		2.50	
<b>T20</b>	20		8.00		5.00	
<b>AT5</b>	5		2.70		1.20	
<b>AT10</b>	10		5.00		2.50	
<b>AT20</b>	20		8.00		5.00	





**Width of MXL Pitch Synchronous Belts:**

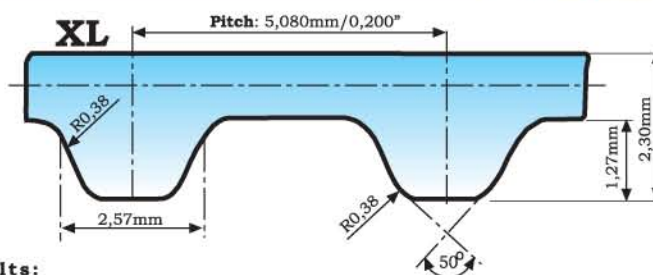
\*012(1/8")-019(3/16")-025(1/4")-031(5/16")

\*Any Custom Width available,

**MXL 2/25" Pitch (.80")**

Belt No	PITCH LENGTH (mm)	PITCH LENGTH (in)	Teeth No.	Belt No	PITCH LENGTH (mm)	PITCH LENGTH (in)	Teeth No.	Belt No	PITCH LENGTH (mm)	PITCH LENGTH (in)	Teeth No.
22 MXL	54,86	2,20	27	92 MXL	115	9,20	115	220,8 MXL	276	22,08	276
32 MXL	81,28	3,20	40	94 MXL	118	9,4	118	224 MXL	280	22,4	280
36 MXL	91,44	3,60	45	95 MXL	119	9,5	119	228 MXL	285	22,8	285
38 MXL	96,52	3,80	48	96 MXL	120	9,6	120	230 MXL	288	23	288
40 MXL	101,60	4,00	50	97,6 MXL	122	9,76	122	232 MXL	290	23,2	290
42 MXL	107,70	4,20	53	98 MXL	123	9,8	123	236 MXL	295	23,6	295
43 MXL	109,73	4,30	54	100 MXL	125	10	125	238,4 MXL	298	23,84	298
44 MXL	111,76	4,40	55	101 MXL	126	10,1	126	240 MXL	300	24	300
45 MXL	113,79	4,50	56	102,4 MXL	128	10,24	128	244 MXL	305	24,4	305
45,6 MXL	115,82	4,56	57	104 MXL	130	10,4	130	248 MXL	310	24,8	310
46,4 MXL	117,86	4,64	58	105 MXL	131	10,5	131	250 MXL	312	25	312
47 MXL	119,89	4,70	59	106 MXL	132	10,6	132	252 MXL	315	25,2	315
48 MXL	121,92	4,80	60	107,2 MXL	134	10,72	134	254,4 MXL	318	25,44	318
48,8 MXL	123,95	4,88	61	112 MXL	140	11,2	140	256 MXL	320	25,6	320
50 MXL	128,02	5,00	63	113,6 MXL	142	11,36	142	259,2 MXL	324	25,92	324
52 MXL	132,08	5,20	64	115 MXL	144	11,5	144	262,4 MXL	328	26,24	328
53 MXL	134,11	5,30	66	116 MXL	145	11,6	145	265,6 MXL	332	26,56	332
53,6 MXL	136,14	5,36	67	117,6 MXL	147	11,76	147	268 MXL	335	26,8	335
54 MXL	138,18	5,40	68	118 MXL	148	11,8	148	269 MXL	336	26,9	336
56 MXL	142,24	5,60	70	119 MXL	149	11,9	149	278 MXL	347	27,8	347
57 MXL	144,27	5,70	71	120 MXL	150	12	150	282,4 MXL	353	28,24	353
58 MXL	146,30	5,80	72	121 MXL	152	12,1	152	288 MXL	360	28,8	360
58,4 MXL	148,34	5,84	73	122 MXL	153	12,2	153	289,6 MXL	362	28,96	362
60 MXL	152,40	6,00	75	123 MXL	154	12,3	154	292 MXL	365	29,2	365
61 MXL	154,43	6,10	76	124 MXL	155	12,4	155	302,4 MXL	378	30,24	378
62 MXL	156,46	6,20	77	127,2 MXL	159	12,72	159	304 MXL	380	30,4	380
63 MXL	158,50	6,30	78	128 MXL	160	12,8	160	320 MXL	400	32	400
64 MXL	162,56	6,40	80	130,4 MXL	163	13,04	163	326,4 MXL	408	32,64	408
64,8 MXL	164,59	6,48	81	131,2 MXL	164	13,12	164	347,2 MXL	434	34,72	434
65 MXL	166,62	6,50	82	132 MXL	165	13,2	165	362 MXL	453	36,2	453
66 MXL	168,66	6,60	83	132,8 MXL	166	13,28	166	370,4 MXL	463	37,04	463
68 MXL	172,72	6,80	85	134 MXL	168	13,4	168	371,2 MXL	464	37,12	464
69 MXL	174,75	6,90	86	136 MXL	170	13,6	170	398,4 MXL	498	39,84	498
69,6 MXL	176,78	6,96	87	138 MXL	173	13,8	173	403 MXL	504	40,3	504
70 MXL	178,82	7,00	88	140 MXL	175	14	175	404 MXL	505	40,4	505
71 MXL	180,85	7,10	89	144 MXL	180	14,4	180	418 MXL	522	41,8	522
72 MXL	182,88	7,20	90	147 MXL	184	14,7	184	425 MXL	531	42,5	531
72,8 MXL	184,91	7,28	91	152 MXL	190	15,2	190	456 MXL	570	45,6	570
73 MXL	186,94	7,30	92	154 MXL	192	15,4	192	522 MXL	653	52,2	653
75 MXL	191,01	7,50	94	155 MXL	194	15,5	194	608 MXL	760	60,8	760
76 MXL	193,04	7,60	95	156 MXL	195	15,6	195	624 MXL	780	62,4	780
78 MXL	199,14	7,80	98	160 MXL	200	16	200	640 MXL	800	64	800
80 MXL	203,30	8,00	100	168 MXL	210	16,8	210	810 MXL	1012	81	1012
80,8 MXL	205,23	8,08	101	169,6 MXL	212	16,96	212	880 MXL	1100	88	1100
81 MXL	207,26	8,10	102	173 MXL	216	17,3	216	910 MXL	1137	91	1137
82 MXL	209,30	8,24	103	176,8 MXL	221	17,68	221	1000 MXL	1250	100	1250
84 MXL	213,36	8,48	105	182,4 MXL	228	18,24	228	1042 MXL	1302	104,2	1302
85 MXL	215,39	8,50	106	185 MXL	232	18,5	232	1170 MXL	1463	117	1463
85,6 MXL	217,42	8,56	107	189 MXL	236	18,9	236				
86,4 MXL	219,46	8,64	108	192 MXL	240	19,2	240				
88 MXL	223,52	8,80	110	198 MXL	248	19,8	248				
89 MXL	225,55	8,90	111	199,2 MXL	249	19,92	249				
90 MXL	227,58	8,96	112	200 MXL	250	20	250				
90,4 MXL	229,62	9,04	113	201 MXL	251	20,1	251				
91 MXL	231,65	9,12	114	205 MXL	256	20,5	256				





**Width of XL Pitch Synchronous Belts:**

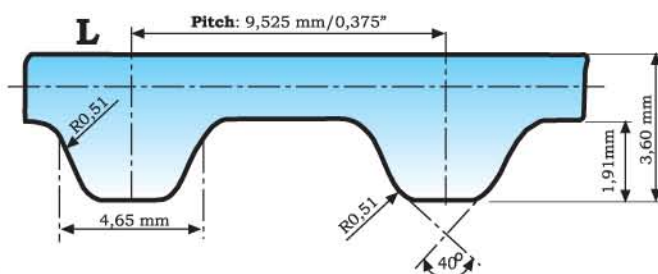
\*025(1/4")-031(5/16")-037(3/8")-050(1/2")-075(3/4")-100(1")

\*Any Custom Width available,

**XL 1/5" Pitch (.200")**

Belt No	PITCH LENGTH (mm)	PITCH LENGTH (in)	Teeth No.	Belt No	PITCH LENGTH (mm)	PITCH LENGTH (in)	Teeth No.	Belt No	PITCH LENGTH (mm)	PITCH LENGTH (in)	Teeth No.
60 XL	152,40	6,00	30	170 XL	431,80	17,00	85	340 XL	863,60	34,00	170
64 XL	162,56	6,40	32	172 XL	436,88	17,20	86	344 XL	873,76	34,40	172
68 XL	172,72	6,80	34	174 XL	441,96	17,40	87	348 XL	883,92	34,80	174
70 XL	177,80	7,00	35	176 XL	447,04	17,60	88	350 XL	889,00	35,00	175
74 XL	187,96	7,40	37	178 XL	452,12	17,80	89	352 XL	894,08	35,20	176
76 XL	193,04	7,60	38	180 XL	457,20	18,00	90	356 XL	904,24	35,60	178
78 XL	198,12	7,80	39	182 XL	462,28	18,20	91	360 XL	914,40	36,00	180
80 XL	203,20	8,00	40	184 XL	467,36	18,40	92	364 XL	924,56	36,40	182
82 XL	208,28	8,20	41	188 XL	477,52	18,80	94	372 XL	944,88	37,20	186
84 XL	213,36	8,40	42	190 XL	482,60	19,00	95	376 XL	955,04	37,60	188
86 XL	218,44	8,60	43	192 XL	487,68	19,20	96	380 XL	965,20	38,00	190
88 XL	223,52	8,80	44	194 XL	492,76	19,40	97	382 XL	970,28	38,20	191
90 XL	228,60	9,00	45	196 XL	497,84	19,60	98	384 XL	975,36	38,40	192
92 XL	233,68	9,20	46	198 XL	502,92	19,80	99	390 XL	990,60	39,00	195
94 XL	238,76	9,40	47	200 XL	508,00	20,00	100	392 XL	995,68	39,20	196
96 XL	243,84	9,60	48	202 XL	513,08	20,20	101	396 XL	1005,84	39,60	198
98 XL	248,92	9,80	49	204 XL	518,16	20,40	102	400 XL	1016,00	40,00	200
100 XL	254,00	10,00	50	206 XL	523,24	20,60	103	412 XL	1046,48	41,20	206
102 XL	259,08	10,20	51	208 XL	528,32	20,80	104	414 XL	1051,56	41,40	207
104 XL	264,16	10,40	52	210 XL	533,40	21,00	105	420 XL	1066,80	42,00	210
106 XL	269,24	10,60	53	212 XL	538,48	21,20	106	424 XL	1076,96	42,40	212
108 XL	274,32	10,80	54	214 XL	543,56	21,40	107	432 XL	1097,28	43,20	216
110 XL	279,40	11,00	55	216 XL	548,64	21,60	108	438 XL	1112,52	43,80	219
112 XL	284,48	11,20	56	220 XL	558,80	22,00	110	450 XL	1143,00	45,00	225
114 XL	289,56	11,40	57	224 XL	568,96	22,40	112	460 XL	1168,40	46,00	230
116 XL	294,64	11,60	58	226 XL	574,04	22,60	113	470 XL	1193,80	47,00	235
118 XL	299,72	11,80	59	228 XL	579,12	22,80	114	490 XL	1244,60	49,00	245
120 XL	304,80	12,00	60	230 XL	584,20	23,00	115	492 XL	1249,68	49,20	246
122 XL	309,88	12,20	61	236 XL	599,44	23,60	118	496 XL	1259,84	49,60	248
124 XL	314,96	12,40	62	240 XL	609,60	24,00	120	498 XL	1264,92	49,80	249
126 XL	320,04	12,60	63	244 XL	619,76	24,40	122	506 XL	1285,24	50,60	253
128 XL	325,12	12,80	64	246 XL	624,84	24,60	123	514 XL	1305,56	51,40	257
130 XL	330,20	13,00	65	248 XL	629,92	24,80	124	530 XL	1346,20	53,00	265
132 XL	335,28	13,20	66	250 XL	635,00	25,00	125	564 XL	1432,56	56,40	282
134 XL	340,36	13,40	67	260 XL	660,40	26,00	130	570 XL	1447,80	57,00	285
136 XL	345,44	13,60	68	266 XL	675,64	26,60	133	580 XL	1473,20	58,00	290
138 XL	350,52	13,80	69	270 XL	685,80	27,00	135	592 XL	1503,68	59,20	296
140 XL	355,60	14,00	70	272 XL	690,88	27,20	136	600 XL	1524,00	60,00	300
142 XL	360,68	14,20	71	274 XL	695,96	27,40	137	612 XL	1554,48	61,20	306
144 XL	365,76	14,40	72	276 XL	701,04	27,60	138	616 XL	1564,64	61,60	308
146 XL	370,84	14,60	73	280 XL	711,20	28,00	140	630 XL	1600,20	63,00	315
148 XL	375,92	14,80	74	288 XL	731,52	28,80	144	670 XL	1701,80	67,00	335
150 XL	381,00	15,00	75	290 XL	736,60	29,00	145	720 XL	1828,80	72,00	360
152 XL	386,08	15,20	76	296 XL	751,84	29,60	148	900 XL	2286,00	90,00	450
154 XL	391,16	15,40	77	300 XL	762,00	30,00	150	1300 XL	3302,00	130,00	650
156 XL	396,24	15,60	78	304 XL	772,16	30,40	152				
158 XL	401,32	15,80	79	310 XL	787,40	31,00	155				
160 XL	406,40	16,00	80	316 XL	802,64	31,60	158				
164 XL	416,56	16,40	82	320 XL	812,80	32,00	160				
166 XL	421,64	16,60	83	322 XL	817,88	32,20	161				
168 XL	426,72	16,80	84	326 XL	828,04	32,60	163				





**Width of L Pitch Synchronous Belts:**

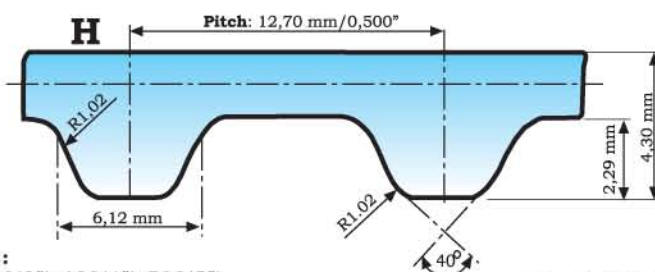
\*050(1/2")-075(3/4")-100(1")-150(1 1/2")-200(2")-300(3")

\*Any Custom Width available,

**L 3/8" Pitch (.375")**

Belt No	PITCH LENGTH (mm)	PITCH LENGTH (in)	Teeth No.	Belt No	PITCH LENGTH (mm)	PITCH LENGTH (in)	Teeth No.	Belt No	PITCH LENGTH (mm)	PITCH LENGTH (in)	Teeth No.
67 L	171,45	6,75	18	280 L	714,38	28,13	75	540 L	1371,60	54,00	144
100 L	257,18	10,13	27	285 L	723,90	28,50	76	548 L	1390,65	54,75	146
109 L	276,86	10,90	29	300 L	762,00	30,00	80	555 L	1409,70	55,50	148
113 L	285,75	11,25	30	315 L	800,10	31,50	81	570 L	1447,80	57,00	152
120 L	304,80	12,00	32	320 L	809,63	31,88	84	754 L	1457,33	57,38	153
124 L	314,96	12,40	33	322 L	819,15	32,25	85	581 L	1476,38	58,13	155
130 L	333,38	13,13	35	326 L	828,68	32,63	86	585 L	1485,90	58,50	156
135 L	342,90	13,50	36	330 L	838,20	33,00	87	600 L	1524,00	60,00	160
143 L	361,95	14,25	38	334 L	847,73	33,38	88	615 L	1562,10	61,50	164
150 L	381,00	15,00	40	337 L	857,25	33,75	89	619 L	1571,63	61,88	165
154 L	390,63	15,38	41	341 L	866,78	34,13	90	630 L	1600,20	63,00	168
158 L	400,05	15,75	42	345 L	876,30	34,50	91	660 L	1676,40	66,00	176
161 L	409,58	16,13	43	352 L	895,35	35,25	92	694 L	1762,13	69,38	185
165 L	419,10	16,50	44	356 L	904,88	35,63	94	697 L	1771,65	69,75	186
169 L	428,63	16,88	45	360 L	914,40	36,00	95	712 L	1809,75	71,25	190
173 L	438,15	17,25	46	367 L	933,45	36,75	96	720 L	1828,80	72,00	192
176 L	447,04	17,60	47	375 L	952,50	37,50	98	728 L	1847,85	72,75	194
180 L	457,20	18,00	48	382 L	971,55	38,25	100	731 L	1857,39	73,13	195
185 L	466,73	18,38	49	387 L	981,08	38,63	102	739 L	1876,43	73,88	197
187 L	476,25	18,75	50	390 L	990,60	39,00	103	750 L	1905,00	75,00	200
191 L	485,78	19,13	51	394 L	1000,13	39,38	104	765 L	1943,10	76,50	204
195 L	495,30	19,50	52	397 L	1009,65	39,75	105	788 L	2000,25	78,75	210
200 L	504,83	19,88	53	400 L	1019,18	40,13	106	817 L	2076,45	81,75	218
203 L	514,35	20,25	54	405 L	1028,70	40,50	107	863 L	2190,73	86,25	230
210 L	533,40	21,00	56	408 L	1036,23	40,80	108	881 L	2238,38	88,13	235
217 L	552,45	21,75	58	412 L	1047,75	41,25	109	890 L	2257,43	88,88	237
220 L	561,98	22,13	59	420 L	1066,80	42,00	110	1028 L	2609,85	102,75	274
225 L	571,50	22,50	60	427 L	1085,85	42,75	112	1148 L	2914,65	114,75	306
230 L	581,03	22,88	61	435 L	1104,90	43,50	114	1192 L	3028,95	119,25	318
233 L	590,55	23,25	62	439 L	1114,43	43,88	116	1418 L	3600,45	141,75	378
236 L	600,08	23,63	63	442 L	1123,95	44,25	117	1988 L	5048,25	198,75	530
240 L	609,60	24,00	64	446 L	1133,48	44,63	118				
244 L	619,13	24,38	65	450 L	1143,00	45,00	119				
248 L	628,65	24,75	66	454 L	1153,16	45,40	120				
255 L	647,70	25,50	68	465 L	1181,10	46,50	121				
258 L	655,32	25,80	69	480 L	1219,20	48,00	124				
263 L	666,75	26,25	70	495 L	1257,30	49,50	128				
270 L	685,80	27,00	72	500 L	1266,83	49,88	132				
275 L	695,33	27,38	73	510 L	1295,40	51,00	133				
277 L	704,85	27,75	74	525 L	1333,50	52,50	140				




**Width of H Pitch Synchronous Belts:**

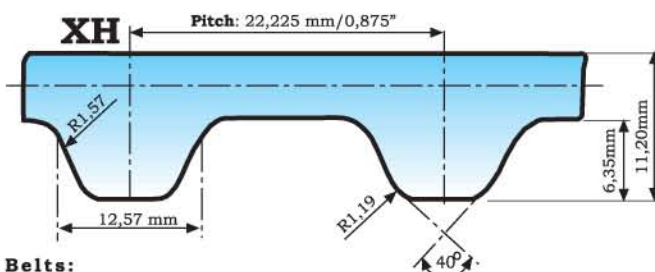
\*075(3/4")-100(1")-150(1 1/2")-200(2")-300(3")-400(4")-500(5")

\*Any Custom Width available,

**H 1/2" Pitch (.500")**

Belt No	PITCH LENGTH (mm)	PITCH LENGTH (in)	Teeth No.	Belt No	PITCH LENGTH (mm)	PITCH LENGTH (in)	Teeth No.	Belt No	PITCH LENGTH (mm)	PITCH LENGTH (in)	Teeth No.
145 H	368,30	14,50	29	460 H	1168,40	46,00	92	830 H	1371,60	54,00	166
160 H	406,40	16,00	32	465 H	1181,10	46,50	93	840 H	2133,60	84,00	168
165 H	419,10	16,50	33	470 H	1193,80	47,00	94	850 H	2159,00	85,00	170
180 H	457,20	18,00	36	480 H	1219,20	48,00	96	860 H	2184,40	86,00	172
200 H	508,00	20,00	40	485 H	1231,90	48,50	97	880 H	2235,20	88,00	176
210 H	533,40	21,00	42	490 H	1244,60	49,00	98	890 H	2260,60	89,00	178
215 H	546,10	21,50	43	500 H	1270,00	50,00	100	900 H	2286,00	90,00	180
220 H	558,80	22,00	44	51 H	129,54	5,10	10,2	950 H	2413,00	95,00	190
225 H	571,50	22,50	45	515 H	1308,10	51,50	103	960 H	2438,40	96,00	192
230 H	584,20	23,00	46	520 H	1320,80	52,00	104	980 H	2489,20	98,00	196
240 H	609,60	24,00	48	525 H	1333,50	52,50	105	985 H	2501,90	98,50	197
250 H	635,00	25,00	50	530 H	1346,20	53,00	106	1000 H	2540,00	100,00	200
255 H	647,70	25,50	51	540 H	1371,60	54,00	108	1020 H	2590,80	102,00	204
260 H	660,40	26,00	52	550 H	1397,00	55,00	110	1040 H	2641,60	104,00	208
270 H	685,80	27,00	54	560 H	1422,40	56,00	112	1050 H	2667,00	105,00	210
280 H	711,20	28,00	56	570 H	1447,80	57,00	114	1085 H	2755,90	108,50	217
285 H	723,90	28,50	57	580 H	1473,20	58,00	116	1100 H	2794,00	110,00	220
290 H	736,60	29,00	58	585 H	1485,90	58,50	117	1120 H	2844,80	112,00	224
300 H	762,00	30,00	60	590 H	1498,60	59,00	118	1130 H	2870,20	113,00	226
310 H	787,40	31,00	62	600 H	1524,00	60,00	120	1140 H	2895,60	114,00	228
315 H	800,10	31,50	63	615 H	1562,10	61,50	123	1150 H	2921,00	115,00	230
320 H	812,80	32,00	64	630 H	1600,20	63,00	126	1200 H	3048,00	120,00	240
330 H	838,20	33,00	66	640 H	1625,60	64,00	128	1210 H	3073,40	121,00	242
340 H	863,60	34,00	68	645 H	1638,30	64,50	129	1250 H	3175,00	125,00	250
345 H	876,30	34,50	69	650 H	1651,00	65,00	130	1270 H	3225,80	127,00	254
350 H	889,00	35,00	70	660 H	1676,40	66,00	132	1300 H	3302,00	130,00	260
360 H	914,40	36,00	72	680 H	1727,20	68,00	136	1325 H	3365,50	132,50	265
365 H	927,10	36,50	73	700 H	1778,00	70,00	140	1350 H	3429,00	135,00	270
370 H	939,80	37,00	74	710 H	1803,40	71,00	142	1400 H	3556,00	140,00	280
375 H	952,50	37,50	75	720 H	1828,80	72,00	144	1440 H	3657,60	144,00	288
380 H	965,20	38,00	76	725 H	1841,50	72,50	145	1450 H	3683,00	145,00	290
390 H	990,60	39,00	78	730 H	1854,20	73,00	146	1460 H	3708,40	146,00	292
395 H	1003,30	39,50	79	740 H	1879,60	74,00	148	1500 H	3810,00	150,00	300
400 H	1016,00	40,00	80	750 H	1905,00	75,00	150	1560 H	3962,40	156,00	312
405 H	1028,70	40,50	81	760 H	1930,40	76,00	152	1600 H	4064,00	160,00	320
410 H	1041,40	41,00	82	770 H	1955,80	77,00	154	1700 H	4318,00	170,00	340
420 H	1066,80	42,00	84	775 H	1968,50	77,50	155	1855 H	4711,70	185,50	371
430 H	1092,20	43,00	86	800 H	2032,00	80,00	160	2200 H	5588,00	220,00	440
440 H	1117,60	44,00	88	810 H	2057,40	81,00	162				
445 H	1130,30	44,50	89	820 H	2082,80	82,00	164				



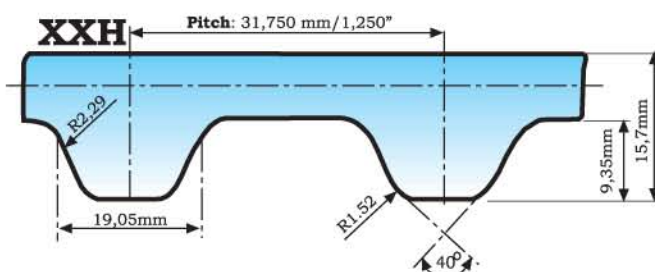

**Width of XH Pitch Synchronous Belts:**

\*200(2")-300(3")-400(4")-500(5")

\*Any Custom Width available,

**XH 7/8" Pitch (.875")**

Belt No	PITCH LENGTH (mm)	PITCH LENGTH (in)	Teeth No.	Belt No	PITCH LENGTH (mm)	PITCH LENGTH (in)	Teeth No.	Belt No	PITCH LENGTH (mm)	PITCH LENGTH (in)	Teeth No.
507 XH	1289,05	50,75	58	648 XH	1644,65	64,80	74	1000 XH	2533,65	99,75	114
534 XH	1355,73	53,38	61	700 XH	1778,00	70,00	80	1120 XH	2844,80	112,00	128
560 XH	1422,40	56,00	64	735 XH	1866,90	73,50	84	1260 XH	3200,40	126,00	144
570 XH	1447,63	56,99	65	752 XH	1911,35	75,20	86	1400 XH	3556,00	140,00	160
580 XH	1466,85	57,75	66	770 XH	1955,80	77,00	88	1540 XH	3911,60	154,00	176
586 XH	1489,08	58,63	67	800 XH	2022,48	80,00	91	1575 XH	4000,50	157,50	180
610 XH	1555,75	61,25	70	840 XH	2133,60	84,00	96	1750 XH	4445,00	175,00	200
630 XH	1600,20	63,00	72	980 XH	2489,20	98,00	112	1873 XH	4756,15	187,30	214


**Width of XXH Pitch Synchronous Belts:**

\*200(2")-300(3")-400(4")-500(5")

\*Any Custom Width available,

**XXH 1 1/4" Pitch (1.250")**

Belt No	PITCH LENGTH (mm)	PITCH LENGTH (in)	Teeth No.	Belt No	PITCH LENGTH (mm)	PITCH LENGTH (in)	Teeth No.	Belt No	PITCH LENGTH (mm)	PITCH LENGTH (in)	Teeth No.
700 XXH	1778,00	70,00	56	1000 XXH	2540,00	100,00	80	1563 XXH	3968,75	156,30	125
800 XXH	2032,00	80,00	64	1050 XXH	2667,00	105,00	84	1600 XXH	4064,00	160,00	128
900 XXH	2286,00	90,00	72	1200 XXH	3048,00	120,00	96	1700 XXH	4318,00	170,00	136
950 XXH	2413,00	95,00	76	1400 XXH	3556,00	140,00	112	1800 XXH	4572,00	180,00	144

